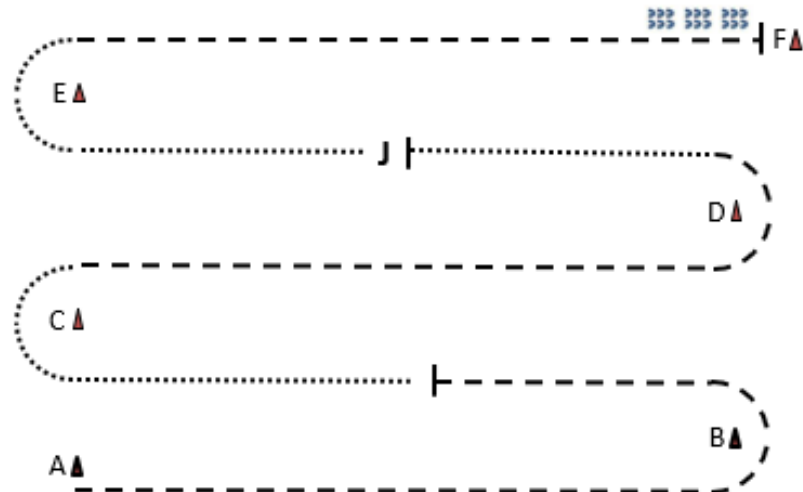




Beau Dandy's Virtual Horse Show



WRAN L5 Showmanship



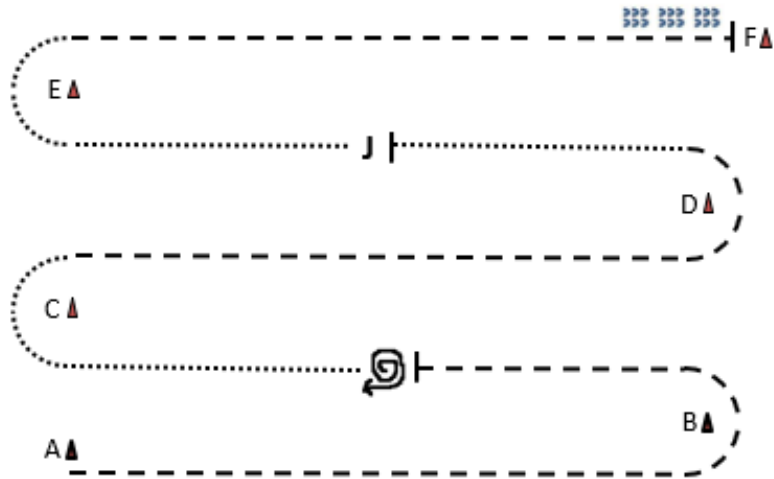
1. Start pion A Jog, Jog om pion B, Stop halverwege
2. Sta 5 sec stil, Walk om pion C, Jog pion C om pion D
3. Pion D walk, stop halverwege, Jury inspectie, Walk om pion E
4. Pion E jog tot pion F
5. Pion F Back-up, Stop Line-up



Beau Dandy's Virtual Horse Show



WRAN L4 Showmanship / Novice Jeugd



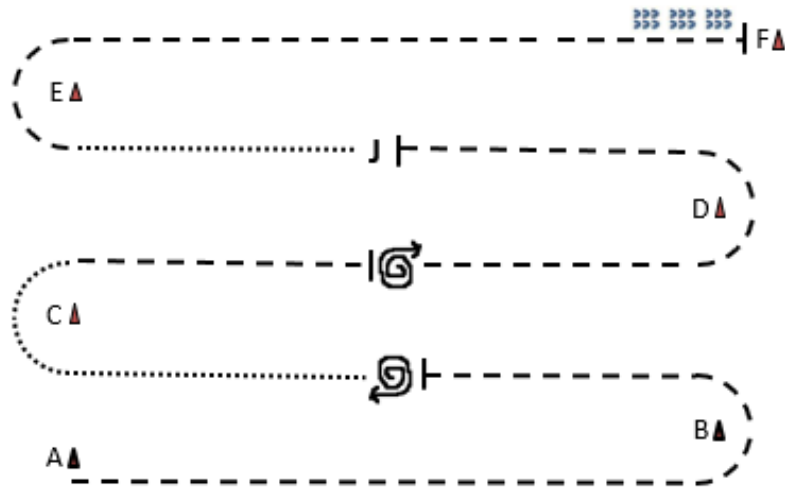
1. Start pion A Jog, Jog om pion B, Stop halverwege
2. Turn 720 graden rechts, Walk om pion C, Jog pion C om pion D
3. Pion D walk, stop halverwege, Jury inspectie, Walk om pion E
4. Pion E jog tot pion F
5. Pion F Back-up, Stop Line-up



Beau Dandy's Virtual Horse Show



WRAN L3 Showmanship



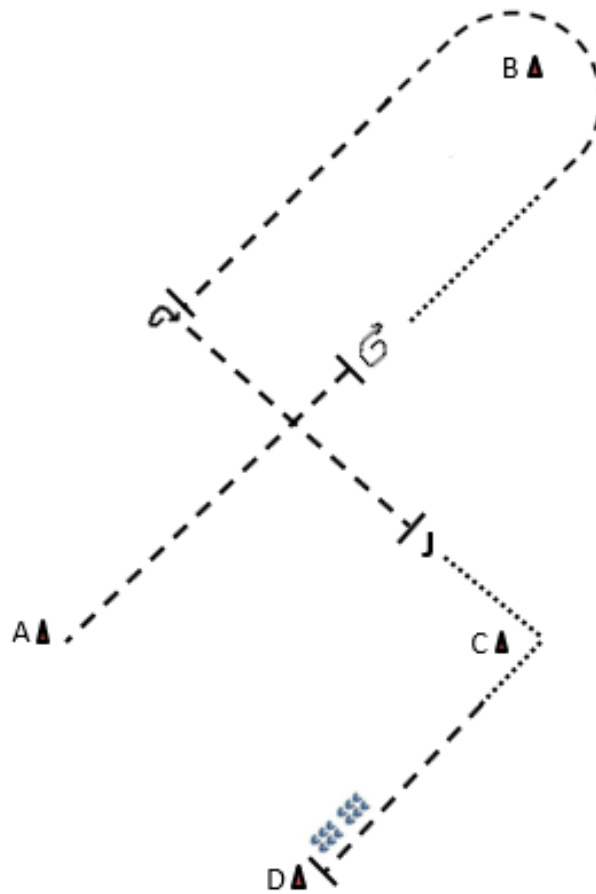
1. Start pion A Jog, Jog om pion B, Stop halverwege
2. Turn 720 graden rechts, Walk om pion C, Jog pion C, Stop halverwege
3. Turn 720 graden rechts, Jog om pion D
3. Stop halverwege, Jury inspectie, Walk tot pion E
4. Pion E jog tot pion F, Stop
5. Pion F Back-up, Stop Line-up



Beau Dandy's Virtual Horse Show



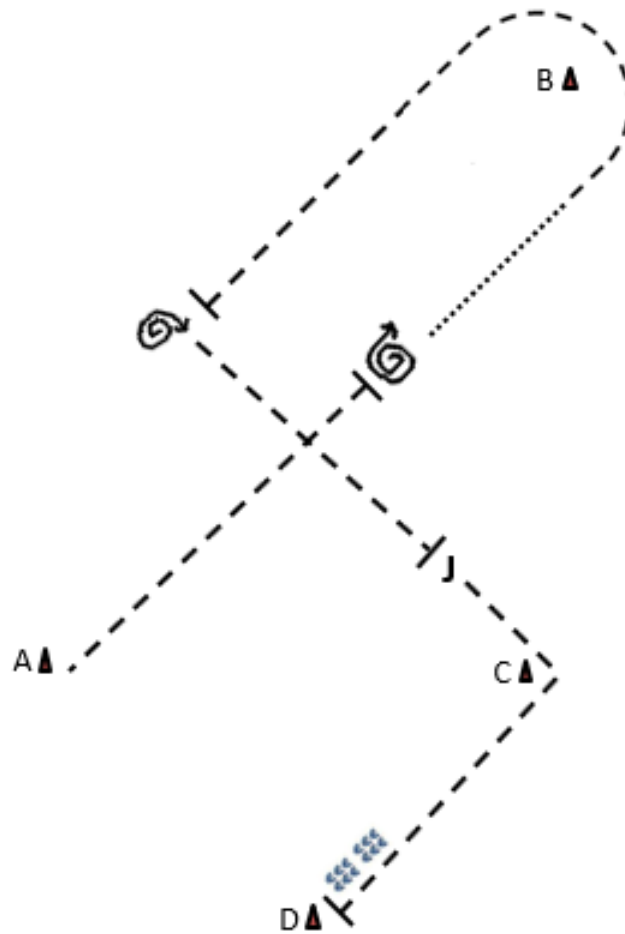
WRAN L2 Showmanship



1. Start pion A Jog, Stop halverwege, Turn 360 graden rechts
2. Walk, Voor bocht Jog, Jog om pion B
3. Stop ter hoogte van pion C, Turn 270 graden rechts, Jog
4. Voor pion C Stop, Jury inspectie, Walk
5. Scherpe bocht naar rechts om pion C
6. Na pion C Jog tot pion D
7. Stop, Back-up, Stop Line-up



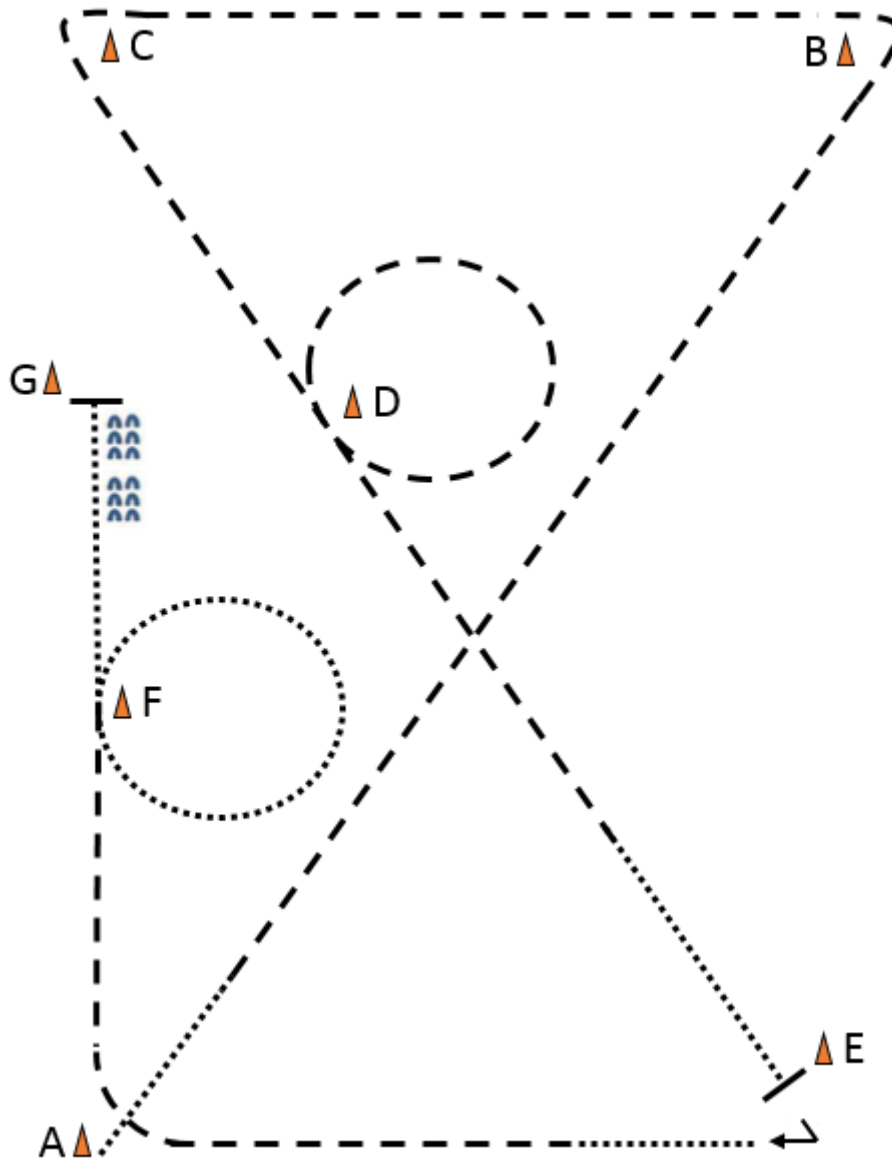
WRAN L1 Showmanship



1. Start pion A Jog, Stop halverwege, Turn 720 graden rechts
2. Walk, Voor bocht Jog, Jog om pion B
3. Stop ter hoogte van pion C, Turn 630 graden rechts, Jog
4. Voor pion C Stop, Jury inspectie, Jog
5. Scherpe bocht naar rechts om pion C
6. Pion D Stop, Back-up, Stop Line-up



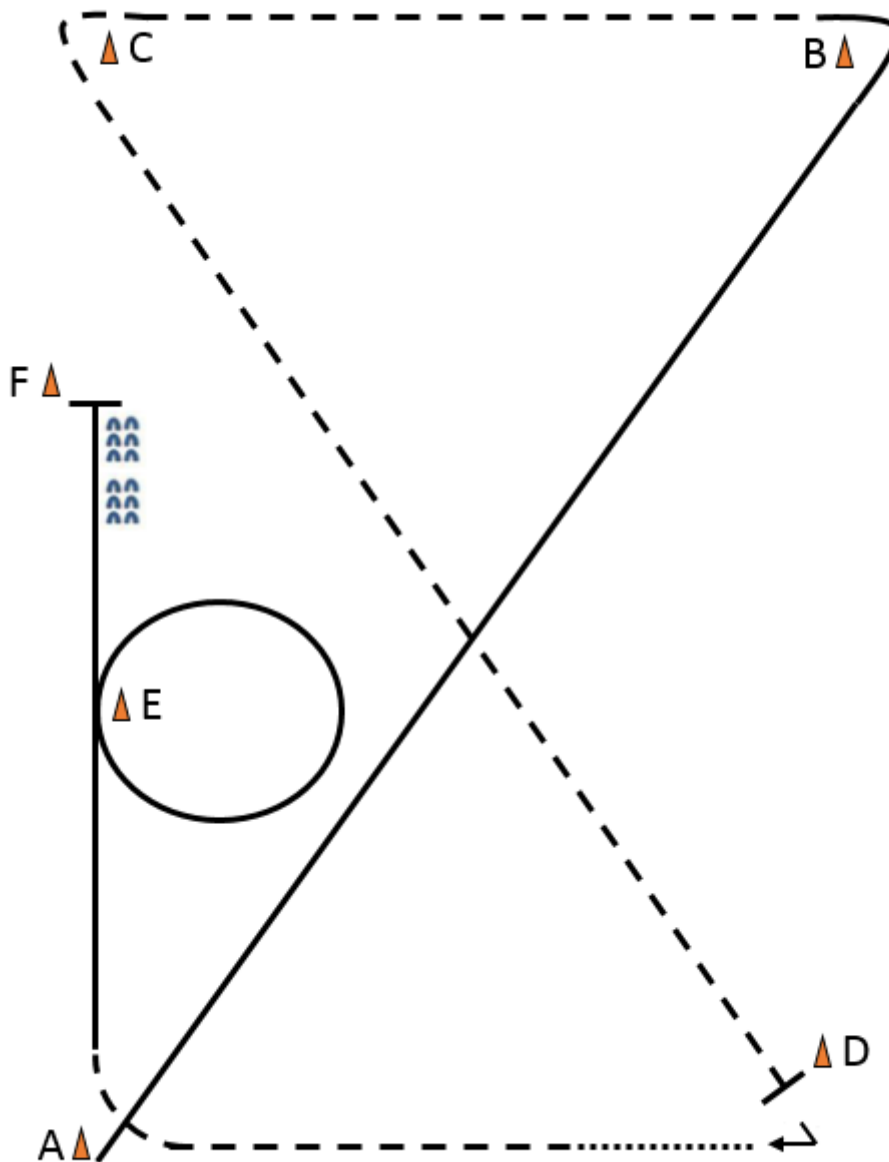
WRAN L5 Horsemanship



1. Start Pion A Walk, Na enkele passen Jog
2. Jog om pion B en C heen, Pion D cirkel naar links
3. Voor pion E Walk, Stop Pion E, Sta enkele seconde stil, Walk
4. Maak een scherpe bocht naar rechts
5. Na enkele passen Jog
6. Pion F Walk, Cirkel naar rechts
7. Pion G stop, enkele passen



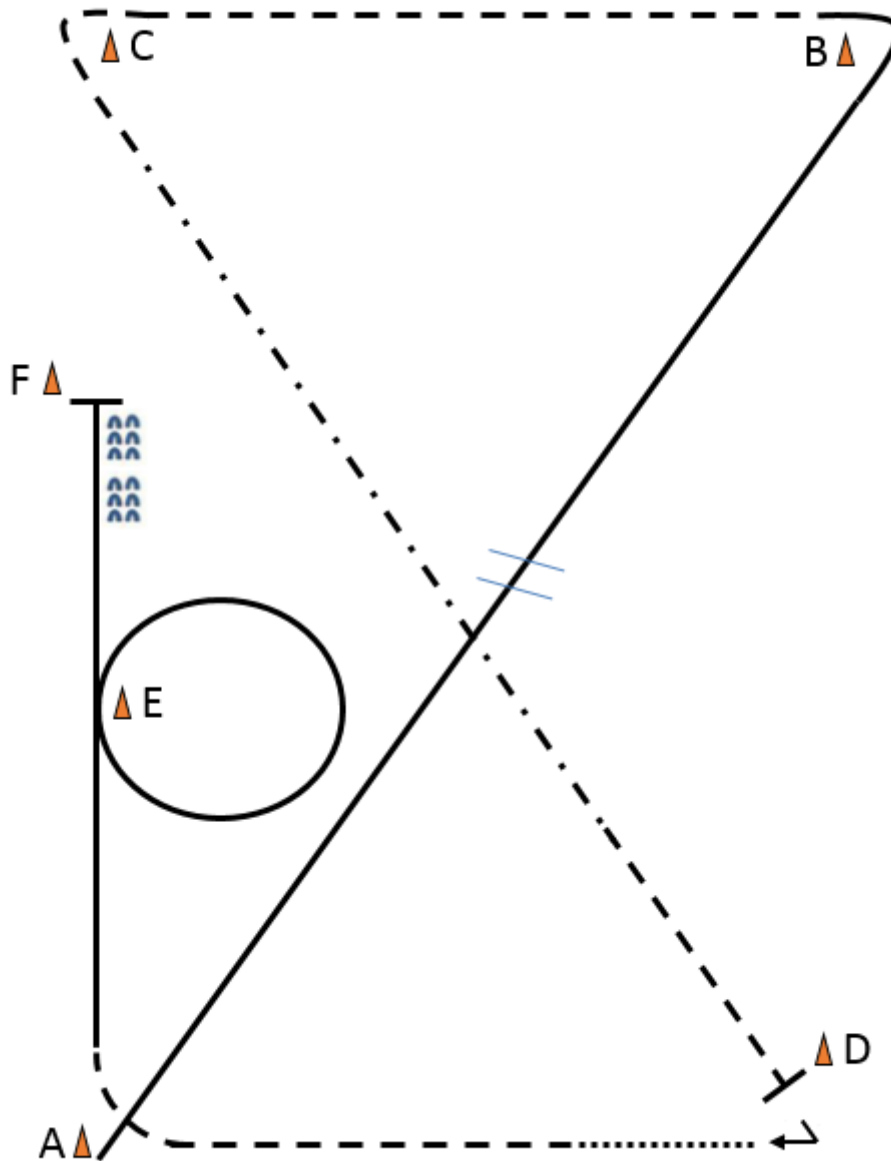
WRAN L4 Horsemanship



1. Start Pion A Lope Links
2. Na pion B Jog, Stop pion D
3. Turn 135 graden naar rechts, Walk
4. Na enkele passen Jog
5. Na de bocht Lope Rechts
6. Pion E cirkel naar rechts
7. Pion F stop, enkele passen



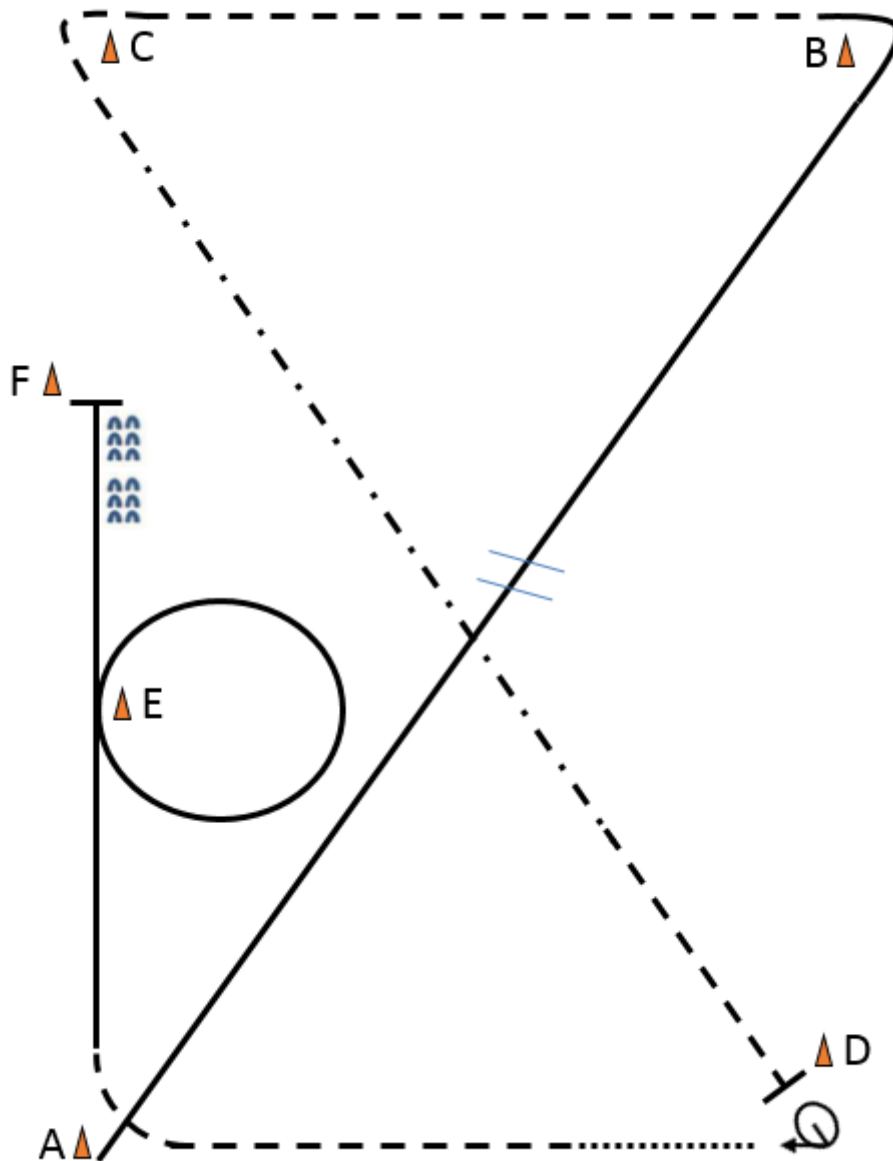
WRAN L3 Horsemanship



1. Start Pion A Lope Rechts,
2. Simple Lead Change Lope Links
3. Na pion B Jog, Na pion C Extended Jog
4. Voor Pion D Jog, Pion D Stop, Turn 135 graden naar rechts, Walk
5. Na enkele passen Jog
6. Na de bocht Lope Rechts
7. Pion E cirkel naar rechts
8. Pion F stop, 6 passen



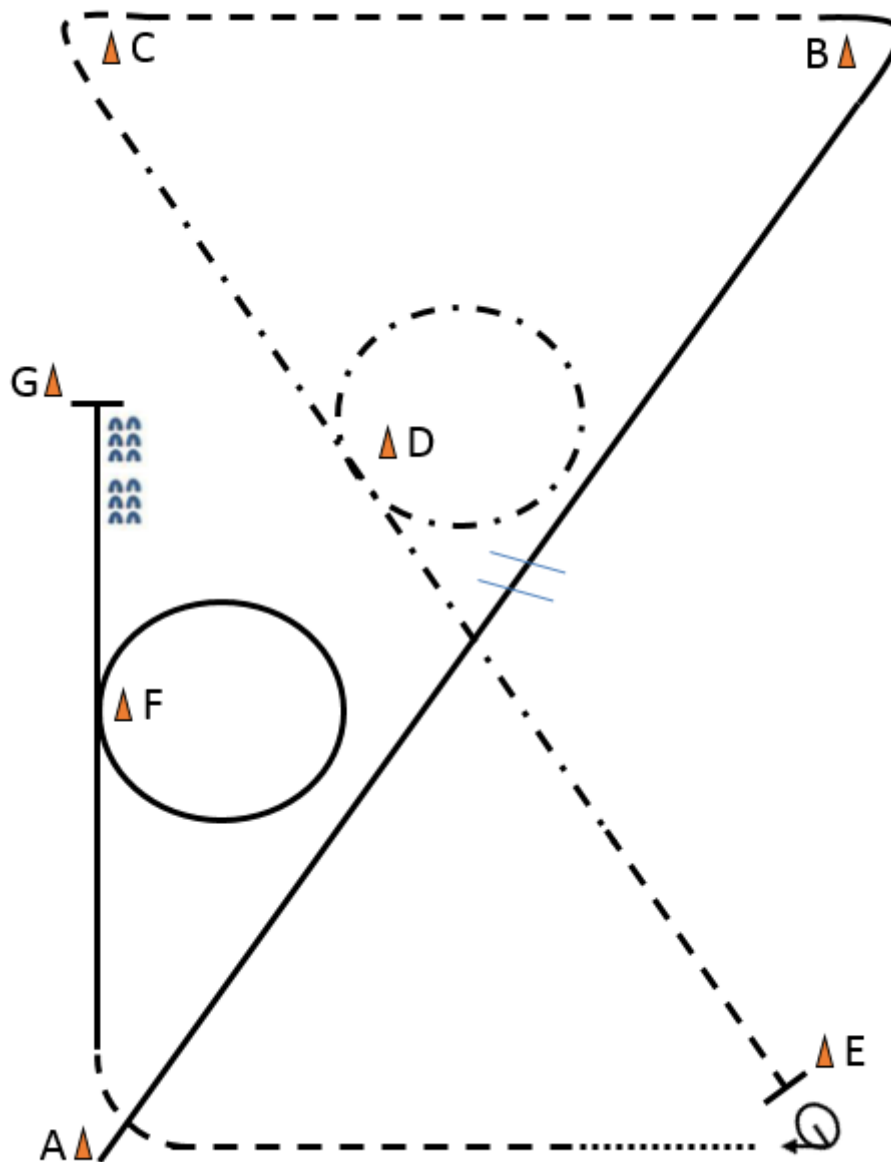
WRAN L2 Horsemanship



1. Start Pion A Lope Rechts,
2. Simple or Flying Lead Change Lope Links
3. Na pion B Jog, Na pion C Extended Jog
4. Voor Pion D Jog, Pion D Stop, Turn 495 graden naar rechts, Jog
5. Na de bocht Lope Rechts
6. Pion E cirkel naar rechts
7. Pion F stop, 6 passen



WRAN L1 Horsemanship



1. Start Pion A Lope Rechts,
2. Simple or Flying Lead Change Lope Links
3. Na pion B Jog, Na pion C Extended Jog
4. Pion D cirkel naar links
5. Voor Pion E Jog, Pion E Stop, Turn 495 graden naar rechts, Jog
6. Na de bocht Lope Rechts
7. Pion F cirkel naar rechts
8. Pion G stop, 6 passen



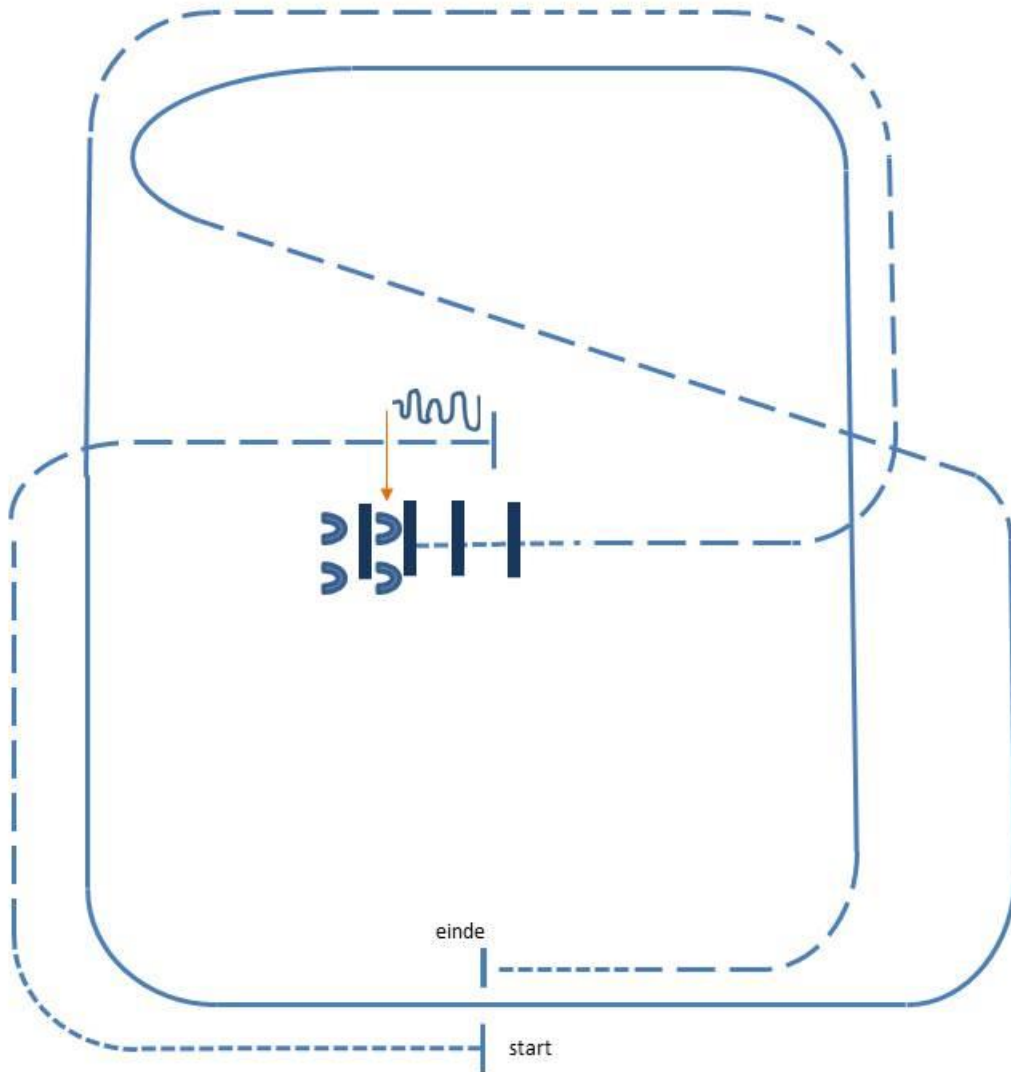
WRAN L4 Ranch Riding



Ranch Riding Pattern L4 - 17B

Showarena minimaal 20x40 meter

| | |
|--|-----------|
| | Back |
| | Lope |
| | Ext. lope |
| | Trot |
| | Ex. trot |
| | Walk |
| | Change |



1. Walk
2. Trot
3. Stop, back up
4. Sidepass right ½ way
5. Walk over
6. Trot



7. Lope left Lead
8. Trot
9. Lope right lead
10. Trot, walk and stop



Beau Dandy's Virtual Horse Show

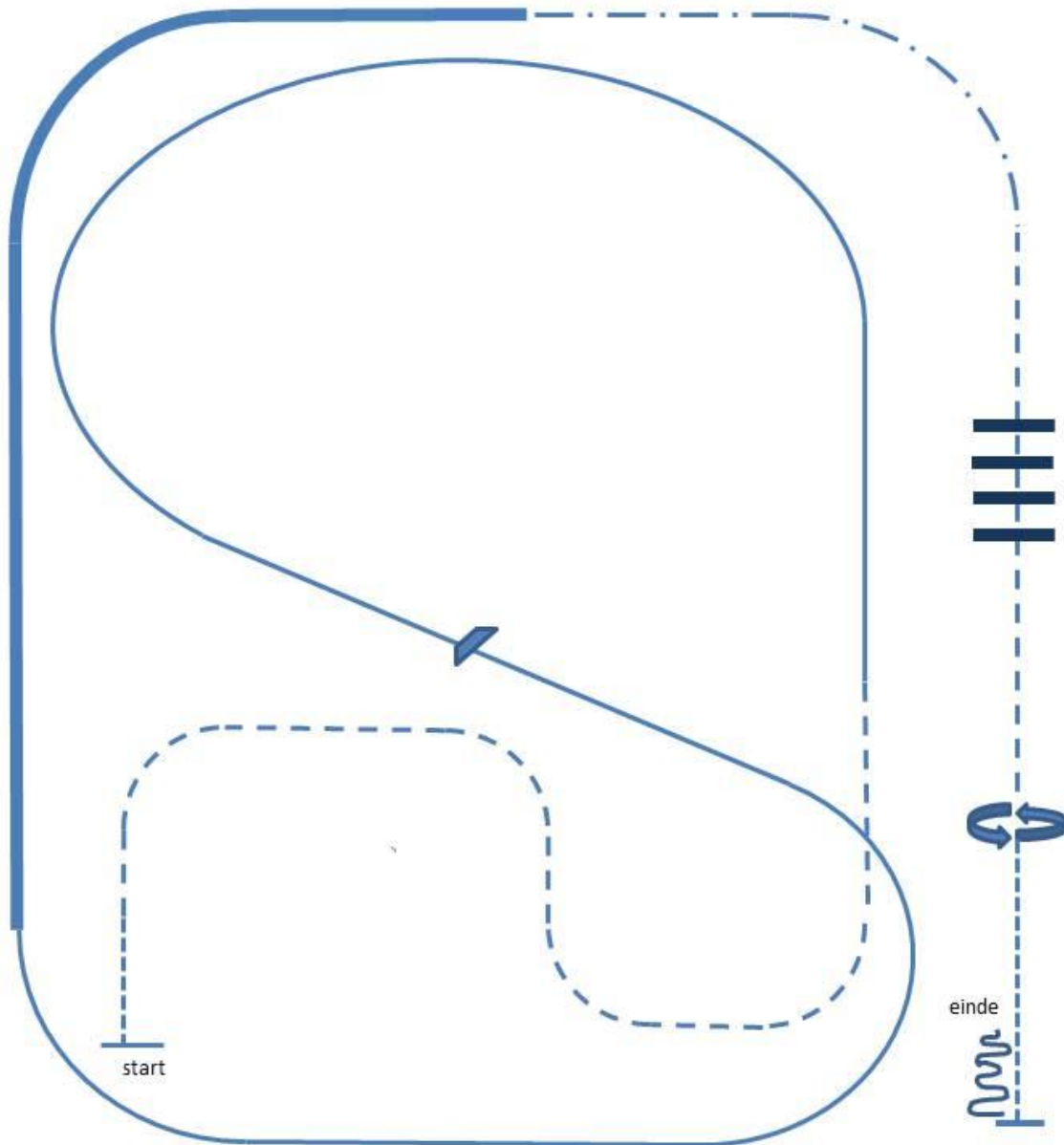
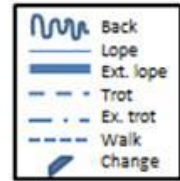


WRAN L3 Ranch Riding



Ranch Riding Pattern L1 & L2 & L3 - 4

Showarena minimaal 20x40 meter



1. Walk
2. Trot
3. Lope left lead
4. Change leads (flying/simple)

5. Lope right lead
6. Ext lope right lead
7. Ext. trot
8. Trot
9. Trot over

10. Stop turn 360° each direction either way first
11. Walk, stop and back up



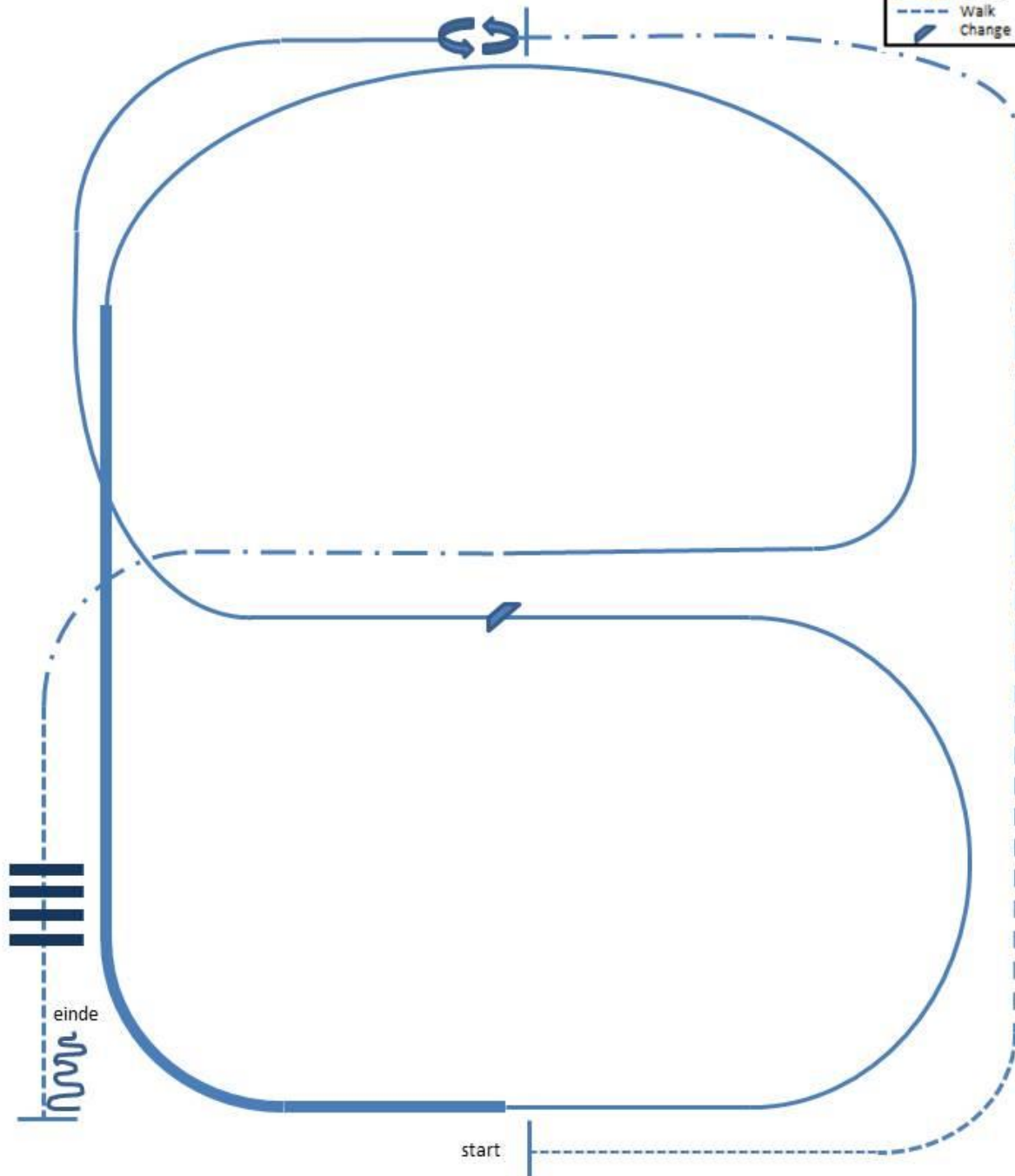
WRAN L2 Ranch Riding



Ranch Riding Pattern L1 & L2 - 1

Showarena minimaal 20x40 meter

| | |
|--|-----------|
| | Back |
| | Lope |
| | Ext. lope |
| | Trot |
| | Ex. trot |
| | Walk |
| | Change |



- | | | |
|----------------------|-------------------------|--------------------|
| 1. Walk | 5. Lope left lead | 9. Lope right lead |
| 2. Trot | 6. Change leads | 10. Ext. trot |
| 3. Ext. trot | 7. Lope right lead | 11. Walk over |
| 4. Turn left 360 gr. | 8. Ext. lope right lead | 12. Stop, Back up |





Beau Dandy's Virtual Horse Show

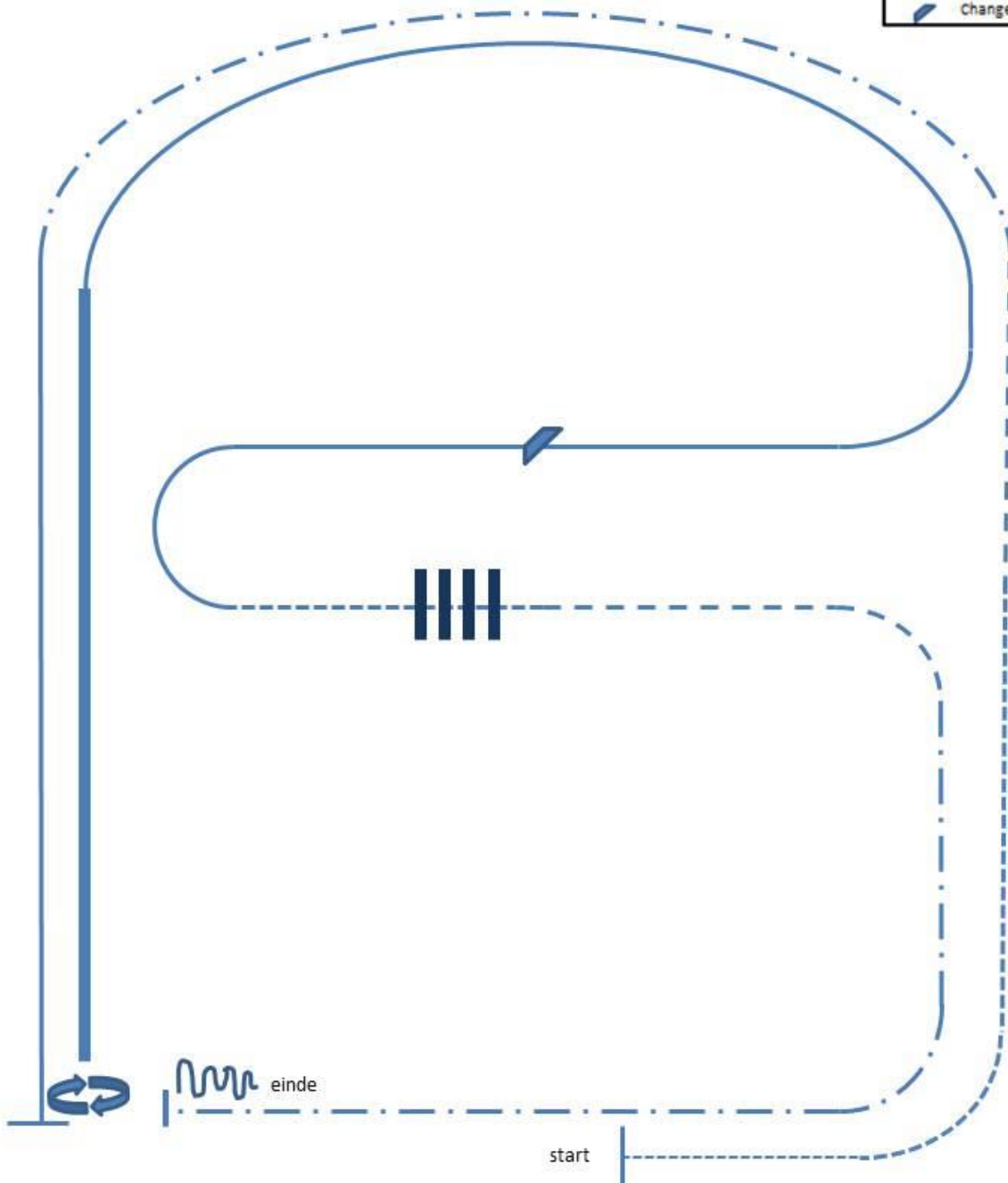
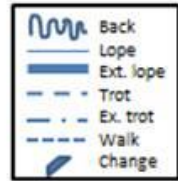


WRAN L1 Ranch Riding



Ranch Riding Pattern L1 & L2 - 2

Showarena minimaal 20x40 meter



1. Walk
2. Trot
3. Ext. trot
4. Lope left lead

5. Stop, turn right 540 gr.
6. Ext lope right lead
7. Lope right lead
8. Change leads
Lope left lead

9. Walk
10. Walk over
11. Trot
12. Ext. trot
13. Stop, Back up

